


# **When does an SAE have an Ending Current Inventory?**

*AET Office Hours WEEK 10*



# Topics:

- **Results \$ Value in the SAE Manager**
- **Where does that number come from?**
- **Where does it appear on an award application?**
- **How do I reconcile that value in the records?**
- **What should and should not be included in closing current inventory?**
- **How does cash and non-cash expenses impact current inventory?**



# Results \$ Value in the SAE Manager

Settings / Planning (#1)			Records (#2)			Reflection (#3)	
Settings	Name / Type	Planning	Financial	Journal	Files Video	Results	Review & Report (Results, Inventory, Skills, Reporting)
  	2021 Beg.- FFA Jr Fair Market Lambs EN - Sheep	 	30	22	5 / 0	\$3,080.25	    

1. SAE Manager line for FFA Jr Fair Markets Lambs is RED

a. Means project is active in 2024, with no current records




*Active SAE with ending value, but no recent transactions. Is project active?*

2. Results = \$3080.25

3. This is NOT a profit amount

3. INDICATES an investment of \$3080.25 with no return on that CASH investment




# Where does that number come from?

## To find That Value:

1. Finance Tab




2. Review/Edit



3. ALL Years, FFA Jr Market Lamb Project, ALL Accounting

**Transaction List**

Year:	Experience:	Accounting Category:	Vendor/Memo:
(All) ▾	FFA Jr Fair Market Lambs ▾	(All) ▾	<input type="text"/>



4. Scroll to the bottom  $\$3696.05 - \$615 = \$3080.25$  invested & no return on investment

<a href="#">Edit</a>	4/1/2021	3/19/2024	FFA Jr Fair Market Lambs (Feed) Gut Candy Supplements 25 lb	\$100.00	
<b>Grand Total</b>				<b>\$3,696.05</b>	<b>\$615.80</b>

Debits

Credits

# Ways the value seen in the SAE Manager is reconciled?

- Has the student SOLD any animals in the project or is it a loss
  - Refer to records or Market Manager

**No SALES MADE = EDITS**

Options	Date	Added	Vendor	Debit	Credit
<a href="#">Edit</a>	12/31/2021	2/28/2024	FFA Jr Fair Market Lambs (Depreciation) Depreciation: Ketchum Sheep Tim Stand	\$10.00	
<a href="#">Edit</a>	12/31/2021	2/28/2024	FFA Jr Fair Market Lambs (Depreciation) Depreciation: Platform Scales	\$5.00	
<a href="#">Edit</a>	12/6/2021	3/19/2024	FFA Jr Fair Market Lambs (Feed) McCracken Elevator 350 lbs	\$77.00	
<a href="#">Edit</a>	11/5/2021	3/19/2024	FFA Jr Fair Market Lambs (Feed) McCracken Elevator 450 lbs	\$99.00	
<a href="#">Edit</a>	10/6/2021	3/19/2024	FFA Jr Fair Market Lambs (Feed) McCracken Elevator 450 lbs	\$99.00	
<a href="#">Edit</a>	9/9/2021	3/19/2024	FFA Jr Fair Market Lambs (Feed) McCracken Elevator 450 lbs	\$99.00	
<a href="#">Edit</a>	9/1/2021	3/19/2024	FFA Jr Fair Market Lambs (Feed) McCracken Elevator 450 lbs	\$99.00	
<a href="#">Edit</a>	9/1/2021	3/19/2024	FFA Jr Fair Market Lambs (Supplies) Family Farm and Home 25 bale shavings	\$171.25	
<a href="#">Edit</a>	8/4/2021	3/19/2024	FFA Jr Fair Market Lambs (Feed) McCracken Elevator 450 lbs	\$99.00	
<a href="#">Edit</a>	7/11/2021	3/19/2024	FFA Jr Fair Market Lambs (Supplies) Family Farm and Home 10 bale Shavings	\$68.50	
<a href="#">Edit</a>	7/1/2021	3/19/2024	FFA Jr Fair Market Lambs (Feed) McCracken Elevator 100 lbs barley	\$30.00	
<a href="#">Edit</a>	6/29/2021	3/19/2024	FFA Jr Fair Market Lambs (Feed) McCracken Elevator 450 lbs	\$99.00	
<a href="#">Edit</a>	6/7/2021	6/24/2022	FFA Jr Fair Market Lambs (Veterinary medicine) Genat Vet Clinic 10.006 cc Prohibit x 3 hd	\$0.00	
<a href="#">Edit</a>	6/5/2021	3/19/2024	FFA Jr Fair Market Lambs (Feed) McCracken Elevator 450 lbs	\$99.00	
<a href="#">Edit</a>	5/20/2021	3/19/2024	FFA Jr Fair Market Lambs (Supplies) Family Farm and Home 10 bale Shavings	\$68.50	
<a href="#">Edit</a>	5/18/2021	3/19/2024	FFA Jr Fair Market Lambs (Entry Fees / Commissions) S & G Jackpot 4 entries	\$80.00	
<a href="#">Edit</a>	5/12/2021	3/19/2024	FFA Jr Fair Market Lambs (Supplies) Family Farm and Home 10 bale Shavings	\$68.50	
<a href="#">Edit</a>	5/12/2021	6/24/2022	FFA Jr Fair Market Lambs (Feed) McCracken Elevator 450 lbs	\$99.00	
<a href="#">Edit</a>	5/8/2021	6/24/2022	FFA Jr Fair Market Lambs (Entry Fees / Commissions) Lam Jam Classic Jackpot 3 head entry	\$60.00	
<a href="#">Edit</a>	5/7/2021	6/24/2022	FFA Jr Fair Market Lambs (Veterinary medicine) Genat Vet Clinic 6 cc Ivermectin x 3 head \$6	\$0.00	
<a href="#">Edit</a>	5/1/2021	3/19/2024	FFA Jr Fair Market Lambs (Feed) McCracken Elevator 10 bale	\$40.00	
<a href="#">Edit</a>	4/19/2021	3/19/2024	FFA Jr Fair Market Lambs (Non-Cash Expense - Inventory for Resale) Gift: 2021 Beg - FFA Jr Fair Market Lambs 55 lbs	\$600.00	
<a href="#">Edit</a>			FFA Jr Fair Market Lambs (Inventory for Resale)		

**No Credits**



MARKET LIVESTOCK MANAGER											
Choose an SAE to Manage: FFA Jr Fair Market Lambs											
Review Mgmt Entries		Review Feed Entries		New Cash Expense		New Non-Cash Entry		Non-Current Item Mgmt		Experience Manager	
<input type="checkbox"/>	Tag / Name	Purchase Info		Current Status			Sale Info				
<input type="checkbox"/>	Hamp Wether Tag 1717	Date	Location	Buy New Animal	New Herd Entry	New Animal Entry	Inventory Value	(Sell/Transfer)			
<input type="checkbox"/>	<a href="#">Edit</a>	4/11/2021					\$770				
		Weight (lbs)	Cost	Weight (lbs)	Days		Market Value				
		85	\$450.00	85	1073		\$770				
<input type="checkbox"/>	Shellhouse WFX E 166	Date	Location				Inventory Value	(Sell/Transfer)			
<input type="checkbox"/>	<a href="#">Edit</a>	4/19/2021					\$770				
		Weight (lbs)	Cost	Weight (lbs)	Days		Market Value				
		55	\$600.00	55	1065		\$770				
<input type="checkbox"/>	WD Dorset W 2160	Date	Location				Inventory Value	(Sell/Transfer)			
<input type="checkbox"/>	<a href="#">Edit</a>	4/11/2021					\$770				
		Weight (lbs)	Cost	Weight (lbs)	Days		Market Value				
		75	\$500.00	75	1073		\$770				
<input type="checkbox"/>	Wilson Dorper W 2121	Date	Location				Inventory Value	(Sell/Transfer)			
<input type="checkbox"/>	<a href="#">Edit</a>	4/14/2021					\$770				
		Weight (lbs)	Cost	Weight (lbs)	Days		Market Value				
		70	\$450.00	70	1070		\$770				
		Total Cost	Active Head Count	Inventory Value		Total Sales					
		\$2,000.00	4	\$3,080.25		\$0.00					
				\$3,080.25							

**No Grey Animals**



**\$3080.25 is need to recover investment/break even**

# EDITS to be made for SALES.....

**MARKET LIVESTOCK MANAGER**

Choose an SAE to Manage: FFA Jr Fair Market Lambs

Tag / Name	Purchase Info		Current Status			Sale Info
	Date	Cost	Weight (lbs)	Days	Inventory Value	
<input type="checkbox"/> <b>Hamp Wether Tag 1717</b> <a href="#">Edit</a>	4/11/2021 <a href="#">Edit</a>	\$450.00	85	1073	\$770	<input type="checkbox"/> <input type="button" value="Buy New Animal"/> <input type="checkbox"/> <input type="button" value="New Herd Entry"/> <input type="checkbox"/> <input type="button" value="New Animal Entry"/>
<input type="checkbox"/> <b>Shellhouse WFX E 166</b> <a href="#">Edit</a>	4/19/2021	\$600.00	55	1065	\$770	<input type="checkbox"/> <input type="button" value="Buy New Animal"/> <input type="checkbox"/> <input type="button" value="New Herd Entry"/> <input type="checkbox"/> <input type="button" value="New Animal Entry"/>
<input type="checkbox"/> <b>WD Dorset W 2160</b> <a href="#">Edit</a>	4/11/2021	\$500.00	75	1073	\$770	<input type="checkbox"/> <input type="button" value="Buy New Animal"/> <input type="checkbox"/> <input type="button" value="New Herd Entry"/> <input type="checkbox"/> <input type="button" value="New Animal Entry"/>
<input type="checkbox"/> <b>Wilson Dorper W 2121</b> <a href="#">Edit</a>	4/14/2021 <a href="#">Edit</a>	\$450.00	70	1070	\$770	<input type="checkbox"/> <input type="button" value="Buy New Animal"/> <input type="checkbox"/> <input type="button" value="New Herd Entry"/> <input type="checkbox"/> <input type="button" value="New Animal Entry"/>
Total Cost		\$2,000.00	Active Head Count		4	

- Sell County Fair Animal
- USE Cash Market Sale
- Stockyards
  - Buyer gets the animal
- USE Award/Premium
- If sale is premium to exhibitor and animal sells to yards bid price

- If Award/Premium is used, MUST sell animal (stockyards/private treaty) in order to create the SALE and grey the inventory as sold

**MARKET LIVESTOCK MANAGER - FFA JR FAIR MARKET LAMBS**

**New Income/Sale Transaction**

<b>Date:</b>	<b>Vendor/Payee:</b>	<b>Total Amount:</b>
7/17/2021	ABC Count Sales Committe	\$1000.00


Split:	Type:	Dollar Amount:	# of Head:	Total Weight (lbs):
Hamp Wether Tag 1717	<input checked="" type="checkbox"/> Cash/Market Sale <input type="checkbox"/> Stock Show Sale	\$ 1000.00	1 head	135 lbs

# Result of a SALE

MARKET LIVESTOCK MANAGER											
Choose an SAE to Manage: FFA Jr Fair Market Lambs											
Review Mgmt Entries		Review Feed Entries		New Cash Expense		New Non-Cash Entry		Non-Current Item Mgmt		Experience Manager	
Tag / Name	Purchase Info			Current Status				Sale Info			
	Buy New Animal			New Herd Entry		New Animal Entry					
<input type="checkbox"/> <b>Shellhouse WFX E 166</b> <a href="#">Edit</a>	Date	4/19/2021	Location	Inventory Value					(Sell/Transfer)		
	Weight (lbs)	55	Weight (lbs) Days	Market Value							
	Cost	\$600.00		\$693							
<input type="checkbox"/> <b>WD Dorset W 2160</b> <a href="#">Edit</a>	Date	4/11/2021	Location	Inventory Value					(Sell/Transfer)		
	Weight (lbs)	75	Weight (lbs) Days	Market Value							
	Cost	\$500.00		\$693							
<input type="checkbox"/> <b>Wilson Dorper W 2121</b> <a href="#">Edit</a>	Date	4/14/2021 <a href="#">Edit</a>	Location	Inventory Value					(Sell/Transfer)		
	Weight (lbs)	70	Weight (lbs) Days	Market Value							
	Cost	\$450.00		\$693							
<input type="checkbox"/> <b>Hamp Wether Tag 1717</b> <a href="#">Edit</a>	Date	4/11/2021 <a href="#">Edit</a>	<b>Sold</b>					<b>Sold</b>	7/17/2021 <a href="#">Edit</a>		
	Weight (lbs)	85	ABC Count Sales Commitment					Weight (lbs)	Price		
	Cost	\$450.00	Days					135	\$1,000.00		
			97								
	Total Cost	\$2,000.00	Active Head Count	Inventory Value				Total Sales			
			3	\$2,080.25				\$1,000.00			
				Market Value							
				\$2,080.25							

- ✓ Animal Sold is GREY
- ✓ New Inventory Value
  - ✓ *This is a new break-even for lambs left*
- ✓ Days update with sale made
- ✓ We know 1070 days is unrealistic in a market project

Days on Feed now corrected with sale entry



Choose an SAE to Manage: FFA Jr Fair Market Lambs

- Review Mgmt Entries
- Review Feed Entries
- New Cash Expense
- New Non-Cash Entry
- Non-Current Item
- Expense Manager

# NEW Current Value

Tag / Name	Purchase Info		Current Status			Sale Info
	Date	Buy New Animal	Location	New Herd Entry	New Animal Entry	
<input type="checkbox"/> <b>Shellhouse WFX E 166</b> <a href="#">Edit</a>	4/19/2021					(Sell/Transfer)
	Weight (lbs): 55	Cost: \$600.00	Weight (lbs): 55	Days: 1066	Inventory Value: \$716 Market Value: \$716	
<input type="checkbox"/> <b>WD Dorset W 2160</b> <a href="#">Edit</a>	4/11/2021					(Sell/Transfer)
	Weight (lbs): 75	Cost: \$500.00	Weight (lbs): 75	Days: 1074	Inventory Value: \$716 Market Value: \$716	
<input type="checkbox"/> <b>Wilson Dorper W 2121</b> <a href="#">Edit</a>	4/14/2021 <a href="#">Edit</a>					(Sell/Transfer)
	Weight (lbs): 70	Cost: \$450.00	Weight (lbs): 70	Days: 1071	Inventory Value: \$716 Market Value: \$716	
<b>Hamp Wether Tag 1717</b> <a href="#">Edit</a>	4/11/2021 <a href="#">Edit</a>		<b>Sold</b>			Sold 7/17/2021 <a href="#">Edit</a>
	Weight (lbs): 85	Cost: \$450.00	Days: 97	ABC Count Sales Committee		Weight (lbs): 135 Price: \$1,000.00
		Total Cost: \$2,000.00	Active Head Count: 3		Inventory Value: <b>\$2,148.75</b> Market Value: \$2,148.75	Total Sales: \$1,000.00

546468 | 6814 | Wednesday, March 20, 2024

- In the Mkt Manager
- In the SAE Manager
- In the Financial Ledger
- \*\* ALL the same value

3 hd remain on inventory

- Added feed/supplies year end

2021 Beg.- FFA Jr Fair Market Lambs  
EN - Sheep

32

22

5 / 0

**\$2,148.75**

<b>Grand Total</b>	<b>\$3,764.55</b>	<b>\$1,615.80</b>
--------------------	-------------------	-------------------

= \$2148.75

New Break Even



# Ways the value seen in the SAE Manager is reconciled?


2. Is the student holding inventory for fall or new year show?

- a. YES....student intends to show at NAILE (Nov) and National Western (Jan)
- b. If no sales made at NAILE, then 3 head will be on closing inventory 12/31/21

Transaction List					
Year:		Experience:		Accounting Category:	
2021		(All)		(All)	
<input type="button" value="+ New Financial Entry"/>					
Options	Date	Added	Vendor	Debit	Credit
<a href="#">Edit</a>	12/31/2021	2/28/2024	FFA Jr Fair Market Lambs (Depreciation) Depreciation: Ketchum Sheep Trim Stand	\$10.00	
<a href="#">Edit</a>	12/31/2021	2/28/2024	FFA Jr Fair Market Lambs (Depreciation) Depreciation: Platform Scales	\$5.00	
<a href="#">Edit</a>	12/27/2021	3/19/2024	FFA Jr Fair Market Lambs (Supplies) Family Farm and Home 10 bale shavings	\$68.50	
<a href="#">Edit</a>	12/6/2021	3/19/2024	FFA Jr Fair Market Lambs (Feed) McCracken Elevator 350 lbs	\$77.00	
<a href="#">Edit</a>	11/5/2021	3/19/2024	FFA Jr Fair Market Lambs (Feed) McCracken Elevator 450 lbs	\$99.00	





3. Does project have late year supply/feed purchases that would still remain on inventory at close 12/31?

- a. Yes
- b. Late purchase shavings 12/27 of 10 bales \$68.50
- c. Can be included on closing inventory with 3 lambs



# Where does the ending value appear in the award app or interactive records?

In the app..... located on line 1a on the **Income/Expense Stmt**

Year 	2021	2022
<b>1. Revenues from Operations</b> 		
a. Closing Current Inventory 	\$2,149	<a href="#">\$2,149</a>
b. Beginning Current Inventory 	\$0	\$2,149


## Experience - Yearly Inventory Valuation 2021 Beg.- FFA Jr Fair Market Lambs

There are two ways to estimate the financial value of your entrepreneurship experience:


- By default, the AET calculates your current inventory by looking at your expenses and income.
- Alternatively, you may choose to specify the value of your inventory by declaring individual assets below. This value should be based on market data.
- After an enterprise is marked "inactive", the closing inventory is automatically \$0.

[Return to Project Manager](#)

Date	Suggested Value	Declared Inventory	Assets (this project)								
December 31, 2021	\$2,148.75		<div style="border: 1px solid #ccc; padding: 5px;"> <div style="display: flex; justify-content: space-between; align-items: center;"> <span>+ Add New Asset</span> </div> <table border="1" style="width: 100%; border-collapse: collapse;"> <thead> <tr> <th>Type</th> <th>Quantity</th> <th>Description</th> <th>Value</th> </tr> </thead> <tbody> <tr> <td colspan="4">No inventory assets are declared. AET uses the suggested value shown.</td> </tr> </tbody> </table> </div>	Type	Quantity	Description	Value	No inventory assets are declared. AET uses the suggested value shown.			
Type	Quantity	Description	Value								
No inventory assets are declared. AET uses the suggested value shown.											
December 31, 2022	\$2,148.75		<div style="border: 1px solid #ccc; padding: 5px;"> <div style="display: flex; justify-content: space-between; align-items: center;"> <span>+ Add New Asset</span> </div> <table border="1" style="width: 100%; border-collapse: collapse;"> <thead> <tr> <th>Type</th> <th>Quantity</th> <th>Description</th> <th>Value</th> </tr> </thead> <tbody> <tr> <td colspan="4">No inventory assets are declared. AET uses the suggested value shown.</td> </tr> </tbody> </table> </div>	Type	Quantity	Description	Value	No inventory assets are declared. AET uses the suggested value shown.			
Type	Quantity	Description	Value								
No inventory assets are declared. AET uses the suggested value shown.											
December 31, 2023	\$2,148.75		<div style="border: 1px solid #ccc; padding: 5px;"> <div style="display: flex; justify-content: space-between; align-items: center;"> <span>+ Add New Asset</span> </div> <table border="1" style="width: 100%; border-collapse: collapse;"> <thead> <tr> <th>Type</th> <th>Quantity</th> <th>Description</th> <th>Value</th> </tr> </thead> <tbody> <tr> <td colspan="4">No inventory assets are declared. AET uses the suggested value shown.</td> </tr> </tbody> </table> </div>	Type	Quantity	Description	Value	No inventory assets are declared. AET uses the suggested value shown.			
Type	Quantity	Description	Value								
No inventory assets are declared. AET uses the suggested value shown.											

➤ In the SAE Manager..... Use the line graph  to see ending values all years

➤ If no recent records and SAE not made INACTIVE , it will continue to post value each year





# 1. Dorper wether....

Options	Date	Added	Vendor	Debit	Credit
<a href="#">Edit</a>	4/14/2021	3/19/2024	FFA Jr Fair Market Lambs (Inventory for Resale) Sylvester Dorpers 70 lbs	\$450.00	

1. CASH Purchase in financial ledger
  - a. Claim all of purchase expense

<input type="checkbox"/>	<b>Wilson Dorper W 2121</b> <a href="#">Edit</a>	Date 4/14/2021 <a href="#">Edit</a>	Location	Inventory Value <b>\$716</b>	(Sell/Transfer) ▾
	Weight (lbs) <b>70</b>	Cost <b>\$450.00</b>	Weight (lbs) <b>70</b>	Days <b>1072</b>	Market Value <b>\$716</b>

2. Market value says \$716 in the market manager
  - a. Adds cash expenses for the breakeven

RECONCILE:

Cash purchase so student made the investment

CLAIM ALL of the suggested break even \$716

Date	Suggested Value	Declared Inventory	Assets (this project)
December 31, 2021	\$2,148.75		<div style="border: 1px solid gray; padding: 5px;"> <p>+ Add New Asset</p> <p>Type: <input type="text"/> Value: <input type="text"/></p> <p>No inv: <input type="checkbox"/></p> <p>Type: Merchandise, Crops, and Animals Purchased for R ▾</p> <p>Quantity: <input type="text"/></p> <p>+ Add</p> <p>Description: Dorper wether 133 lb at breakeven cash investment</p> <p>Type: <input type="text"/></p> <p>No inv: <input type="checkbox"/></p> <p>Value: \$716.00</p> <p>Add Item Cancel</p> </div>
December 31, 2022	\$2,148.75		

# 2. WFX Ewe Lamb

Options	Date	Added	Vendor	Debit	Credit
<a href="#">Edit</a>	4/19/2021	3/19/2024	FFA Jr Fair Market Lambs (Non-Cash Expense - Inventory for Resale) Gift: 2021 Beg.- FFA Jr Fair Market Lambs 55 lbs	\$600.00	

1. GIFT in financial ledger
  - a. Cannot claim purchase expense, only market value

<input type="checkbox"/>	<b>Shellhouse WFX E 166</b> <a href="#">Edit</a>	Date 4/19/2021	Location	Inventory Value <b>\$716</b>	(Sell/Transfer) ▾
		Weight (lbs) 55	Cost <b>\$600.00</b>	Weight (lbs) Days 55 1067	Market Value <b>\$716</b>

2. Market value says \$716 in the market manager
  - a. Because it takes all cash expenses and divides across the inventory

RECONCILE:

Gift no student investment

Market value = 140 lbs x 2.30 = \$322

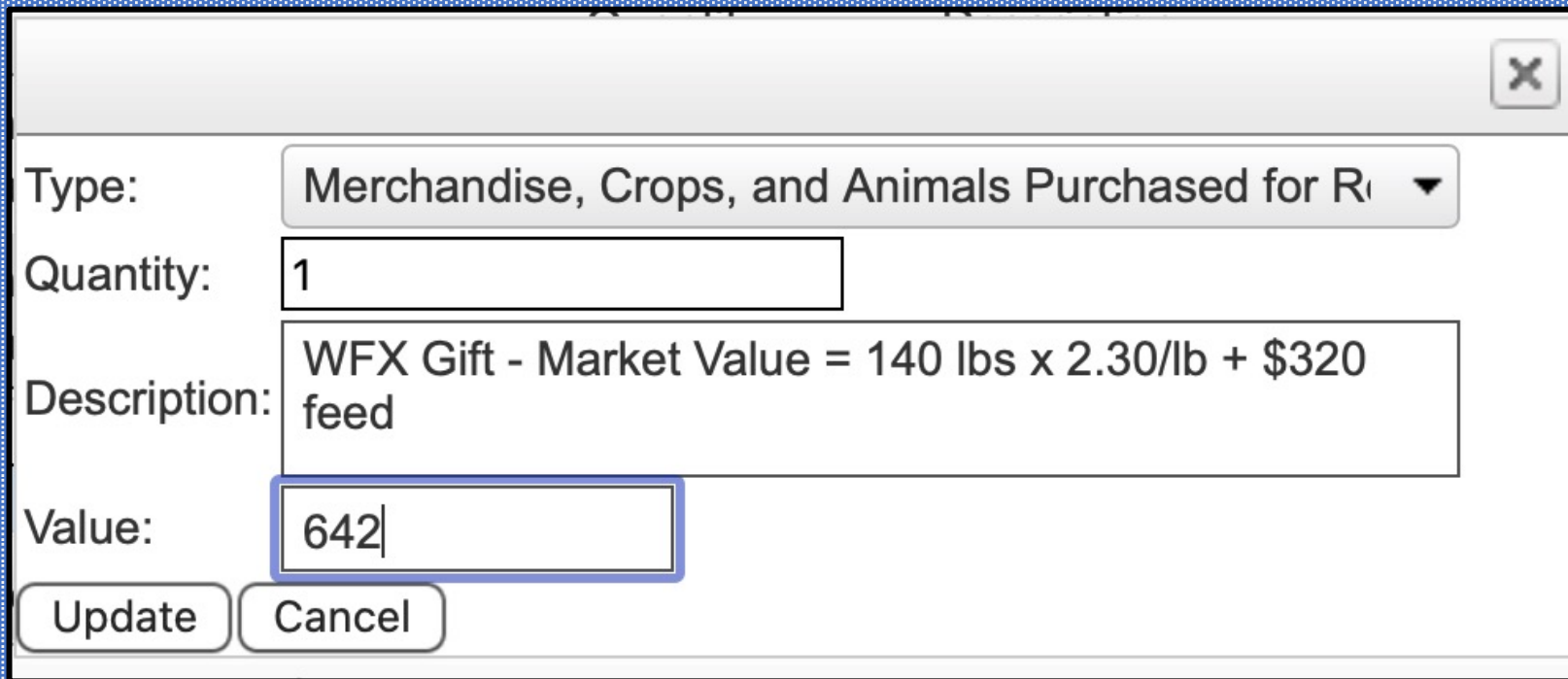
Feed per head = \$300

Choice/Prime Clips & Wools (130-150 lbs.):	\$200.00	\$260.00
--	----------	----------

Transaction List			
Year:	Experience:	Accounting Category:	Vendor/Memo:
2021 ▾	(All) ▾	Exp - Feed ▾	

<b>Grand Total</b>	<b>\$980.00</b>	<b>\$0.00</b>
--------------------	-----------------	---------------

## 2. WFX Ewe Lamb



Type: Merchandise, Crops, and Animals Purchased for R

Quantity: 1

Description: WFX Gift - Market Value = 140 lbs x 2.30/lb + \$320 feed

Value: 642

Update Cancel

### Gift:

Claim at market value


- Reference Dec 2021 Sale Barn results

Claim FEED

- Approx. \$300/head

### NOTE:

Inventory value is under the breakeven of \$716



# 3. Dorset Wether

Transaction List				
Year:	Experience:	Accounting Category:	Vendor/Memo:	
2021	(All)	N/C - Non-Cash Expense - Inventory for Resale		

+ New Financial Entry

Options	Date	Added	Vendor	Debit	Credit
<a href="#">Edit</a>	4/11/2021	2/28/2024	FFA Jr Fair Market Lambs (Non-Cash Expense - Inventory for Resale) Labor Exch: 2021 Beg.- FFA Jr Fair Market Lambs 75 lb	\$500.00	
<b>Grand Total</b>				<b>\$1,100.00</b>	<b>\$0.00</b>

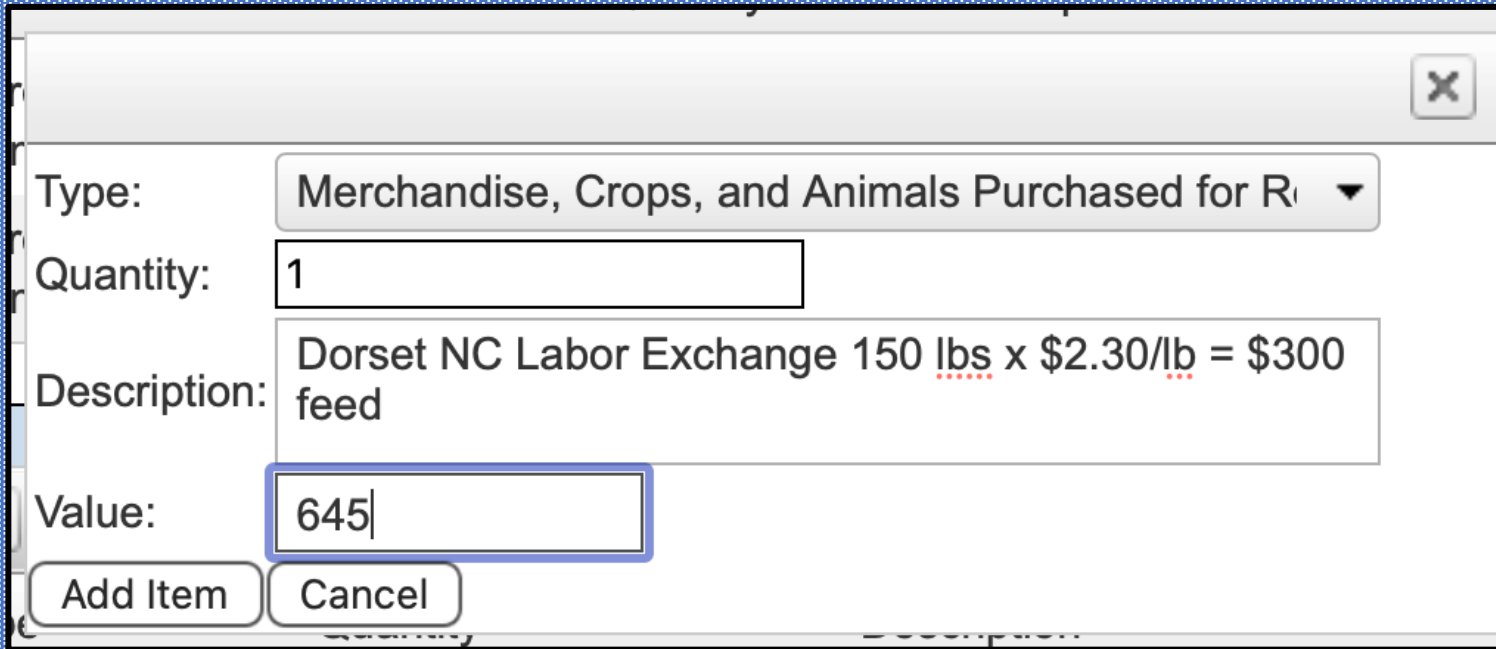
1. NON-CASH Purchase in financial ledger
  - a. Cannot claim purchase expense, only market value

2. Market value says \$716 in the market manager
  - a. Because it takes all cash expenses and divides across the inventory
  - b. Use market value

Choice/Prime Clips & Wools (130-150 lbs.):	\$200.00	\$260.00
--	----------	----------

<input type="checkbox"/>	<b>WD Dorset W 2160</b>	Date	4/11/2021	Location	Inventory Value	(Sell/Transfer)
	<a href="#">Edit</a>	Weight (lbs)	75	Weight (lbs)	Market Value	
		Cost	\$500.00	Days	\$716	

# 3. Dorset Wether



Type: Merchandise, Crops, and Animals Purchased for R

Quantity: 1

Description: Dorset NC Labor Exchange 150 lbs x \$2.30/lb = \$300 feed

Value: 645

Add Item Cancel

## Non-Cash Labor Exchange:

Claim at market value


- Reference Dec 2021 Sale Barn results

Claim FEED

- Approx. \$300/head

NOTE:

Inventory value is under the breakeven of \$716





# 4. 10 bags shavings

- Purchased 12/27/2021, Value \$68.50


Date	Suggested Value	Declared Inventory	Assets (this project)	
December 31, 2021	<u>\$2,148.75</u>	<u>\$2,003.00</u>	+ Add New Asset	
			Type	Value
			Merch Anima Type: Feed, Seed, Fertilizer, Chemicals, Supplies, Prepai	\$716.00 <a href="#">Delete</a> <a href="#">Edit</a>
			Merch Anima Quantity: 10	\$645.00 <a href="#">Delete</a> <a href="#">Edit</a>
Merch Anima Description: Bales pine shavings	\$642.00 <a href="#">Delete</a> <a href="#">Edit</a>			
			Merch Anima Value: 68.50 ✓	
			<a href="#">Add Item</a> <a href="#">Cancel</a>	

Was the net loss at  
year end

Current closing value  
lambs

+ shavings

**= \$2071.50**



# 5. Feed

350 lbs purchased 12/6/2021

**Question: HOW MUCH IS LEFT?**


## Math:

- $4 \text{ lbs/head/day} \times 3 \text{ hd} = 12 \text{ lbs/day}$
- $12 \text{ lbs/day} \times 25 \text{ days} = 300 \text{ lbs}$
- $350 - 300 = 50 \text{ lbs remain on inventory}$

Suggested Value	Declared Inventory	Assets (this project)				
\$2,148.75	\$2,082.50	+ Add New Asset				
		Type	Quantity	Description	Value	
		Merchandise, Crops, and Animals Purchased for Resale	1	Dorper wether 133 lb at breakeven cash investment	\$716.00	Delete Edit
		Me			\$645.00	Delete Edit
		Ar			\$642.00	Delete Edit
		Feed, Seed, Fertilizer, Chemicals, Supplies, Prepai	50 lbs	Feed from 12/6/21 purchase	\$68.50	Delete Edit
		Value:	\$11.00			
		Update Cancel				
		Feed, Seed, Fertilizer,				

## Price/lb

- \$77 cost for 350 lb
- $\$77 / 350 \text{ lb} = \$0.22/\text{lb}$
- $50 \text{ lb} \times .22 = \$11$



# 2021 Closing Inventory



Date	Suggested Value	Declared Inventory	Assets (this project)				
December 31, <b>2021</b>	<b>\$2,148.75</b>	<b>\$2,082.50</b>	+ Add New Asset				
			Type	Quantity	Description	Value	
			Merchandise, Crops, and Animals Purchased for Resale	1	Dorper wether 133 lb at breakeven cash investment	\$716.00	<a href="#">Delete</a> <a href="#">Edit</a>
			Merchandise, Crops, and Animals Purchased for Resale	1	Dorset NC Labor Exchange 150 lbs x \$2.30/lb = \$300 feed	\$645.00	<a href="#">Delete</a> <a href="#">Edit</a>
			Merchandise, Crops, and Animals Purchased for Resale	1	WFX Gift - Market Value = 140 lbs x 2.30/lb + \$320 feed	\$642.00	<a href="#">Delete</a> <a href="#">Edit</a>
			Feed, Seed, Fertilizer, Chemicals, Supplies, Prepaid Expenses, other Current Assets	10	Bales pine shavings	\$68.50	<a href="#">Delete</a> <a href="#">Edit</a>
			Feed, Seed, Fertilizer, Chemicals, Supplies, Prepaid Expenses, other Current Assets	11 lbs	Feed from 12/6/21 purchase	\$11.00	<a href="#">Delete</a> <a href="#">Edit</a>

**NOTE: Short \$66.25 compared to suggested value**



Year	2021
<b>1. Revenues from Operations</b>	
a. Closing Current Inventory	\$2,083
b. Beginning Current Inventory	\$0
<b>c. Change in Current Inventory</b>	<b>\$2,083</b>
d. Cash Sales	\$1,000
e. Value Used at Home (Non-Cash)	\$0
f. Value of Production Transferred to other enterprise, Transferred to Non-Current, Bartered or Labor Exchanged (Non-cash)	\$616
<b>g. Gross Revenues (Change in Current Inventory and Total Sales)</b>	<b>\$3,699</b>
<b>2. Expenses from Operations</b>	
a. Inventory Purchased for Resale (Cash)	\$900
b. Inventory Purchased for Resale (Non-cash transfers)	\$500
c. Cash Expenses (all other types)	\$1,634
d. Non-cash Expenses (Transferred, Bartered, or SAE Labor Exchange)	\$116
e. Contributed Non-cash Expenses (Gift or non-SAE Labor Exchange)	\$600
<b>f. Total Operating Expenses</b>	<b>\$3,750</b>
<b>3. Net Income from Operations</b>	<b>\$-51</b>
<b>4. Non-Current Inventory</b>	
a. Closing inventory	\$535
b. Transfer in from operations (Non-cash transfers of non-current assets)	\$0
c. Contributed inventory (Outside contribution of non-current assets - gift)	\$300
d. Purchases	\$250
e. Beginning Inventory	\$0
f. Sales	\$0
g. Non-cash Sales	\$0
<b>h. Net Non-Current Transactions</b>	<b>\$-15</b>
<b>5. Annual Net Income from Operations &amp; Net Non-Current Transactions</b>	<b>\$-66</b>
<b>5a. Total Net Income from Operations &amp; Net Non-Current Transactions</b>	<b>\$-66</b>

# Application Income/Expense

Closing = \$2083

- Declared \$2082.50 in Line Graph
- Cash Inventory Purchased = \$900

- Line 2a

Non-Cash Exchange Purchase = \$500

- Line 2b and 1f

Gift Inventory Purchase = \$600

- Line 2e

Cash Expenses = \$1634

- Line 2c

Non-Cash Expenses = \$116

- Line 2d and 1f

NET = -\$66

**NOTE: Short \$66.25 compared to suggested value**

# Application Current Inventory Page

## SUPPLIES:

- Feed
- Shavings

## Purchased for

## Resale:

- Dorper
- WFX
- Dorset

### A. HARVESTED AND GROWING CROPS/PLANTS ON 12/31/2021

Description	Quantity	Total Value	
No records to display.			
		TOTAL	

### B. FEED, SEED, FERTILIZER, CHEMICALS, SUPPLIES, PREPAID EXPENSES, OTHER CURRENT ASSETS ON 12/31/2021

Description	Quantity	Total Value	
Bales pine shavings (FFA Jr Fair Market Lambs)	10	\$69	<a href="#">Detail</a>
Feed from 12/6/21 purchase (FFA Jr Fair Market Lambs)	11 lbs	\$11	<a href="#">Detail</a>
		TOTAL	\$80

### C. MERCHANDISE, CROPS, AND ANIMALS PURCHASED FOR RE SALE ON 12/31/2021

Description	Quantity	Total Value	
Dorper wether 133 lb at breakeven cash investment (FFA Jr Fair Market Lambs)	1	\$716	<a href="#">Detail</a>
WFX Gift - Market Value = 140 lbs x 2.30/lb + \$320 feed (FFA Jr Fair Market Lambs)	1	\$642	<a href="#">Detail</a>
Dorset NC Labor Exchange 150 lbs x \$2.30/lb = \$300 feed (FFA Jr Fair Market Lambs)	1	\$645	<a href="#">Detail</a>
		TOTAL	\$2,003

**Inventory Described**

### D. RAISED MARKET ANIMALS ON 12/31/2021

**SAE NAME**


Description	Quantity	Total Value	
No records to display.			
		TOTAL	



# OR take the **BREAKEVEN** in the

<b>\$2,149.00</b>	<b>+ Add New Asset</b>	
	Type	Value
Merch		\$2,149.00 <a href="#">Delete</a> <a href="#">Edit</a>
Animal	Type: Merchandise, Crops, and Animals Purchased for R	
	Quantity: 3	
	Description: 3 lambs held for Jan Show - Value is Breakeven \$716/head	
	Value: \$2,149.00	Value
No inv	<a href="#">Update</a> <a href="#">Cancel</a>	

**NOTE:** Taking the breakeven creates a NET 0 to the SAE on app close 12/31/21



# Application Current Inventory Page

## SUPPLIES:

- NONE itemized

## Purchased for

## Resale:

- 3 head
- None itemized

### A. HARVESTED AND GROWING CROPS/PLANTS ON 12/31/2022 ?

Description	Quantity	Total Value	
No records to display.			
TOTAL			

### B. FEED, SEED, FERTILIZER, CHEMICALS, SUPPLIES, PREPAID EXPENSES, OTHER CURRENT ASSETS ON 12/31/2022 ?

Description	Quantity	Total Value	
No records to display.			
TOTAL			

### C. MERCHANDISE, CROPS, AND ANIMALS PURCHASED FOR RESALE ON 12/31/2022 ?

Description	Quantity	Total Value	
3 lambs held for Jan Show - Value is Breakeven \$716/head (FFA Jr Fair Market Lambs)	3	\$2149	<a href="#">Detail</a>
TOTAL		\$2,149	

**Inventory Described**

**SAE NAME**

### D. RAISED MARKET ANIMALS ON 12/31/2022 ?

Description	Quantity	Total Value	
No records to display.			
TOTAL			

# Identifying CORRECT Current Inventory

## C. MERCHANDISE, CROPS, AND ANIMALS PURCHASED FOR RESALE ON 12/31/2022 ?

Description	Quantity	Total Value	
FFA Jr Fair Market Lambs		\$2149	<a href="#">Detail</a>
<b>SAE NAME ONLY..... No Inventory Description</b>		<b>TOTAL</b>	<b>\$2,149</b>

THIS INVENTORY IS WRONG.....

➤ FALSELY CONTRIBUTES TO THE AWARD APP


## C. MERCHANDISE, CROPS, AND ANIMALS PURCHASED FOR RESALE ON 12/31/2022 ?

Description	Quantity	Total Value	
3 lambs held for Jan Show - Value is Breakeven \$716/head (FFA Jr Fair Market Lambs)	3	\$2149	<a href="#">Detail</a>
<b>Inventory Described</b>		<b>TOTAL</b>	<b>\$2,149</b>

## D. RAISED MARKET ANIMALS ON 12/31/2022 ?

Description	Quantity	Total Value	
No records to display.			
<b>SAE NAME</b>		<b>TOTAL</b>	


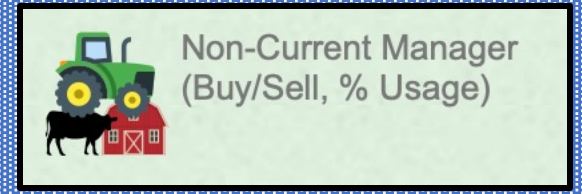
THIS INVENTORY IS CORRECT.....






# WHAT IS NOT Current Inventory?

- Any capital assets already included in the TRACTOR
  - These will appear in the NON-Current section of the App
- Non-Current Assets must be assigned USAGE to appear in a proficiency app
- ALL appear in degree apps because AET/app pulls ALL RECORDS, ALL YEARS with NO designation to an SAE
- Items NOT PURCHASED in SAE CANNOT count in closing current inventory because realistically it was never brought into the SAE finances



# WHAT IS Current Inventory?

- Consumable inputs used in an operation to produce a crop or product
- Products, crops, or offspring that have yet to mature or are unsold in an operation at 12/31 year end
- These are items as part of your SAE program, but have not yet sold or transferred by year end
- These items were not used, but should be conservatively valued to recover your cost and provide an accurate illustration of total value.



# WHAT IS Current Inventory?

## 1. Crops/plants growing in the field or in storage

- Planted crops that will lay over 12/31 until harvest the following year
- Value is calculated as inputs to date to start the crop (seed, custom use equipment, land rent, chemicals)

## 2. Feed, Seed, Fertilizer, Chemicals, Supplies, Prepaid Expenses


- Any production input used to produce a crop or product
- Animal feed, plant seeds, crop fertilizer or chemicals, product packaging and supplies

## 3. Merchandise, Crops, and Animals Purchased for Resale

- Unsold products or merchandise in a business
- Harvested crops corn, soybeans, hay, straw, vegetables etc.
  - Value is cash market or contracted price
- Exhibition animals fed for Winter or Spring shows or show horses
- Purchased young immature females and males growing to maturity for reproduction


## 4. Raised Market Animal

- Animals under 1 year of age born outside the start of ag that the student brings into an SAE
- Lambs, calves, kids, piglets born in the calendar year as part of SAE
- Replacement animals, unweaned offspring listed in the breeding manager



# Rules for Determining Value of Current Inventory Items

- Use of CASH EXPENSES allows student to claim the invested value
- Use of NON-CASH EXPENSES limits the student to claim only the Fair Market Value rather than an anticipated selling price or an inflated purchase price
- When the market manager is used in livestock projects:
  - Cash expenses will be distributed among the number of animals to identify a market value for each animal on inventory and for the total inventory
  - Non-Cash expenses will show 0 for value of each animal and entire inventory
  - These values are also called a breakeven for the animal or for the project
- Key is to be detailed to support value used




# Descriptions of Current Inventory Items

## Crops:

- 100 bu of corn contracted for Feb delivery @ \$4.15/bu
- 75 acres of winter wheat with investment to date of \$30/acre
- 40 small squares 1<sup>st</sup> cutting grass hay @ \$3/bale and 100 3<sup>rd</sup> cutting alfalfa hay @ \$6/bale

## Supplies:

- 4 rolls floral tape @ \$10 each
- 100 8oz honey bear bottles @ 0.75 each
- 4000 lbs custom mixed feed @ .22/lb
- 30 bags untreated soybean seed prepaid expense @ \$48/bag



# Descriptions of Current Inventory Items

## Livestock:

- 20 November born unweaned lambs 40 lbs. @ \$3.00/lb. (check sale barn dec results)
- Show steer on feed for next year: Cash purchase (\$2500) + Cash Feed (\$1200)
- WFX Ewe Lamb Gifted - Market Value = 140 lbs. x 2.30/lb. + \$320 cash feed
- 10 embryos at cost to produce and extract @ \$97 each
- 100 feedlot steers 1100 lbs. @ current cash price \$1.65/LB
- 5 Straws "Horse Power" Dorset Ram Semen w/storage expense \$65 each